

Certified Ergonomics – For really relaxed work!



# Transferpette® electronic

F I R S T C L A S S · B R A N D

## The First...Worldwide!

Ergonomics – approved and certified.

Now, the BRAND Transferpette® electronic pipettes combine the innovation of BRAND mechanical pipettes with electronic control and motorized operation to optimize ergonomics, accuracy and ease of use. All confirmed by the Technical Control Board of Rhineland with the Ergonomics Certificate.

### ■ Ergonomic

- Functional, ergonomic case design
- Individually adjustable finger rest

### ■ Easy Operation

- Intuitive menu structure
- Comprehensively illustrated user manual

### ■ Innovative

- Significantly reduced tip attachment and ejection forces

### ■ Five convenient programs

- Pipetting
- Reverse pipetting
- Mixing
- Electrophoresis
- Dispensing

### ■ Ready for Use

- 4000 pipetting cycles with one battery charge
- Battery refresh function

### ■ Models

- Single channel pipettes:  
0.5 - 10 µl, 2 - 20 µl,  
20 - 200 µl, 100 - 1000 µl,  
0.5 - 5 ml
- Multichannel pipettes  
2 - 20 µl, 10 - 100 µl,  
30 - 300 µl



# Certified Ergonomics

The First Worldwide!



The Transferpette® electronic was the first microliter pipette recognized with the ergonomics approved certificate from the Technical Control Board Rhineland/Berlin-Brandenburg!

Independent and neutral user tests confirm the ergonomics and the operating ease of the product and system! A user acceptance rating of **1.54** is an outstanding result. You

can obtain information about the Transferpette® electronic at [www.tuv.com](http://www.tuv.com), and enter TUVdotCOM ID No. 0011105500 and 5211207400.

## ■ Ergonomic

## ■ Easy to Use

## ■ User Tested



Technical Control Board Certificate for the Transferpette® electronic



Technical Control Board Certificate for the Transferpette®-8/-12 electronic



## Independently approved and confirmed!

### Adapts to your hand

The optimal position of the thumb relative to the functional elements of the pipette is the starting point for a relaxed grip. The relaxed hand is an essential part of avoiding Repetitive Strain Injuries – RSI – from serial pipetting operations. The adjustable finger rest lets the Transferpette® electronic adapt to your hand for greatest comfort, whether you are left- or right-handed.

### Lightweight

Innovative engineering and high quality materials preserve the light weight of the popular mechanical Transferpette® pipettes, while adding the control advantages of electronics.

### Easy Handling – Simple to Operate

The menus are simple and obvious...there's no long learning curve or complicated programming. You just select the pipetting technique you've always used with mechanical pipettes, but benefit from a power-assist! The technical instructions are especially user friendly and always guide you through all functions with explanatory illustrations and straight-forward explanations.

### Minimal Force

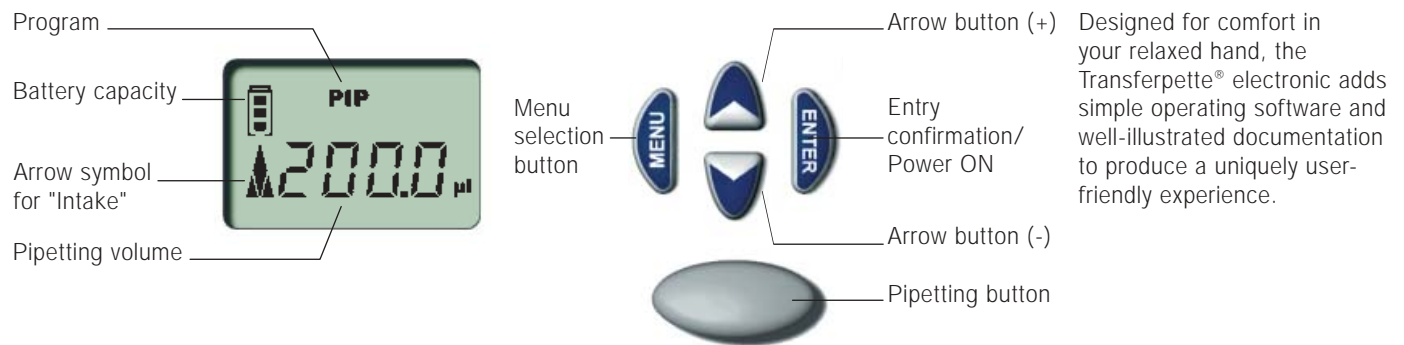
A completely newly developed two-component nose cone (hard/resilient) for single channel instruments, for which a patent application has been submitted, reduces the attachment and ejection forces to a minimum. The Transferpette®-8/-12 electronic is equipped with V-shaped sealing rings that provide uniform optimal results.

The Transferpette®-8/-12 electronic received the Ergonomics Certificate with a user acceptance rating of **1.55** – outstanding!



# Minimal Operating Forces!

## Ergonomics at the Center



# Everything is easy

## Don't strain yourself!

### Exchangeable clips

accommodate tips from virtually all manufacturers while limiting attachment and ejection forces



Intensive and repeated work with poor ergonomic design can lead to muscular problems from the recurring stress. This is known as repetitive strain injury (RSI). In the laboratory, such injuries include tenosynovitis and the carpal tunnel syndrome.

To allow you to perform pipetting in a relaxed manner, the Transferpette® electronic has a continuously adjustable finger rest. This allows every user – whether right- or left-handed, with large hands or small – to position the pipette

in the hand so that the functional elements are within easy reach. The grip remains natural and comfortable for near effortless operation.

### Ejector Clips



Not available for sizes  
0.5 - 10 µl, 2 - 20 µl, 0.5 - 5 ml

### Visual inspection!

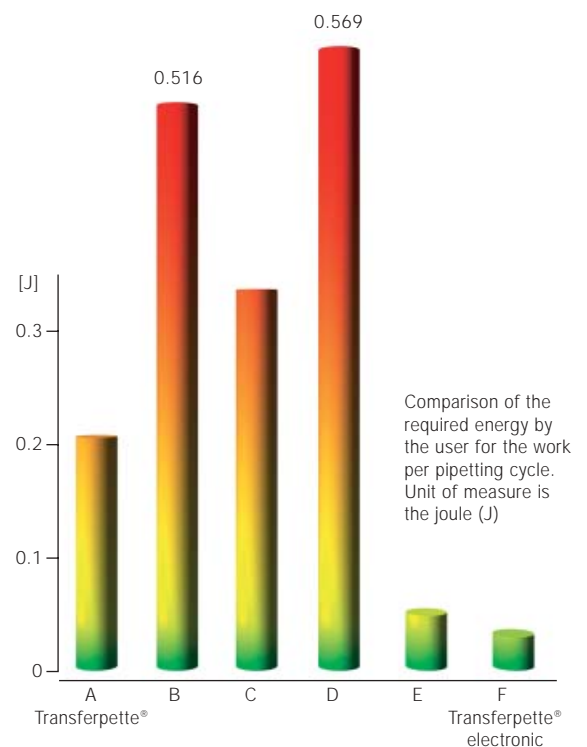
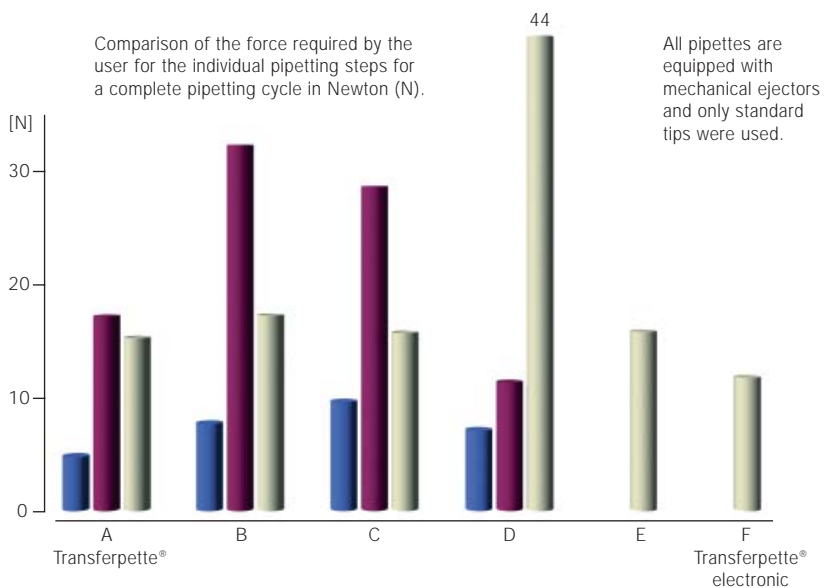
A resilient sealing ring not only adapts the pipette to small tip variations, but also provides a very distinct visual check for the correct seating and sealing of the tip.



From the very beginning of the development of the Transferpette® electronic, the focus was on the reduction of pipetting strain. For example, the innovative co-molded tip cone of the Transferpette® electronic (patent pending)

reduces the ejection forces by up to 50 percent in comparison with other pipettes. The graphs show the energy required for a complete pipetting cycle as well as the force required for the individual pipetting steps.

Mechanical pipettes (A-D) and electronic pipettes (E-F) from well-known manufacturers were tested with a nominal volume of 200 µl.



- Force required for intake and dispensing
- Force required for blowout
- Force required for ejection

All measurements were performed under the same test conditions and with identical attachment forces. For electronic pipettes, the force required for intake and dispensing and blowout are negligible due to the system characteristics and are therefore not shown in the graphs.

# The Programs

## A Focus on the Essentials

Besides pipetting comfort, an important design goal for the Transferpette® electronic was rapid and intuitive work, and simple, fast program changes. The objective was to gain the advantages of electronic operation with no trade-offs.

To simplify operation, complicated programs for rarely used functions were omitted. Thus, the Transferpette® electronic includes all of the functions used routinely in mechanical pipettes, while adding the ergonomic and

performance advantages of power-assisted operation and digital accuracy. The functions of the Transferpette® electronic are simple to set and convenient to use.

### Pipetting (PIP Mode)

The "standard" program. The set volume is aspirated by the pipette, and then discharged.



### Mixing of Samples (PIPMix Mode)

Program for mixing of liquids. The sample is repeatedly aspirated and discharged, and the number of mixing cycles is displayed.



### Reverse Pipetting (revPIP Mode)

Program specially designed for the pipetting of liquids with a high viscosity, high vapor pressure or foamy media.



### Pipetting with Electrophoresis (GEL Mode)\*

Program for loading of electrophoresis gels. The required sample volume is aspirated at the desired, adjustable speed, and is then discharged very slowly. The exact volume of liquid discharged is shown in the display as it is discharged.



### Dispensing (DISP Mode)

A program for the dispensing of liquids in a series of equal aliquots. A volume that has been aspirated is dispensed in steps.




\* The GEL mode is not included in the Transferpette® electronic 1000 µl and 5000 µl because these volumes are rarely used in electrophoresis.



# Easy to Service

## Exchangeable individual nose cones.



The operation of 8- or 12-channels simultaneously multiplies the risk of RSI if the forces are not properly managed. The Transferpette® electronic manages them with a simple tap of the pipetting button; pipetting forces are uniform and negligible. A combination of innovations – including resilient V-rings on the tip cones, a stepped tip ejector, the manifold stabilizer and adjustable hand position – all work together to creatively reduce ejection forces when working with a 8- or 12-channel Transferpette® electronic.

The manifold for the Transferpette®-8/-12 electronic has been completely newly developed. Tip cones and seals can now be individually replaced – in the laboratory!

Individual shafts with seals can be easily unscrewed with only a simple gripping tool, which is supplied. Tip cones and seals can now be easily cleaned or replaced. This patented procedure eliminates the expense and long outages providing long service life and low operating costs.

Recalibration is not required!

# Saves Work

## Minimal Operating Force!



Stepped surface

Sealing ring of Viton®

Shafts and sealing rings are made of FKM (Viton®, for example), and are designed so that only minimal attachment force is needed for solid and parallel tip seating. The stepped design allows the ejection force to be sequentially distributed to the tips within fractions of a second and thus drastically reduces the force required.

### Rotates freely 360°! Complete manifold can be autoclaved!

The manifold can be rotated 360° in relation to the grip. This allows you to work at whatever angle to the microtitration plate you prefer for comfort.

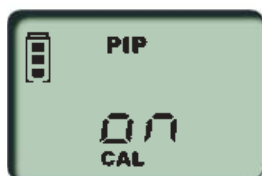
Unscrew the manifold from the grip with a few quick turns, and autoclave the entire manifold at 121°C without any disassembly.



# What else would you like?

## Useful and Practical

### EASY CALIBRATION



Activate function...



...Set...



...Finished!

Every laboratory that is certified according to ISO 9001 or accredited according to ISO/IEC 17025 or works according to the GLP/GMP guidelines must regularly calibrate its testing equipment and adjust as necessary. The Transferpette® electronic allows you to make simple and quick adjustments without any additional tools. The symbol "CAL" in the display shows that an adjustment was made.

### THE BATTERY REFRESH FUNCTION



The Transferpette® electronic is the first microliter pipette to offer a "refresh" function to increase the service life and performance of the battery. When needed, the battery is fully discharged and recharged by a program-controlled mode to regenerate the storage capacity of the battery.

#### No Downtime!

The Transferpette® electronic draws its energy from an NiMH battery.

One battery charge allows you to perform over 4000 pipetting cycles.

During the charging process, you can continue to pipette, taking advantage of the handy one-meter charging cable.



Attractive individual stands for the Transferpette® electronic.

#### One for All

Each pipette is supplied with its own power supply unit. As an alternative, you can use the three-pipette charging stand to charge up to three single channel pipettes at the same time. Pipettes charged with the charging stand cannot be used while charging.



# Tip Top Performance...

...for better handling and best results.

PLASTIBRAND® pipette tips and filter tips are manufactured under clean-room conditions and automatically racked and ecologically packaged. PLASTIBRAND® tips are made of high quality polypropylene with high material transparency. A system consisting of various package units and an ecological rack packed version for sterile tips allows you to work in an easy and pleasant manner. They have clean, exactly centered tip orifices, as well as perfect hydrophobic surfaces. They can be autoclaved at 121 °C.

Racked pipette and filter tips are manufactured from colorless granulates. The carrier plates are colored for easy identification.

The environmentally friendly system makes the transfer of our sterile BIO-CERT® tips into the autoclaved Tip-Box SL easier.

The refilling units (Tip-Racks) are made of environmentally friendly and recyclable PET, and the system generates the minimum of packaging waste.



## *The new Tip-Box SL*



The new lid concept is ideal for working with 1-channel and 8-/12-channel pipettes. The innovative sliding/rock lid can be easily opened and moved in four directions with one finger. Just slide it to the

left or the right to work with 8-channel pipettes. Rock to the rear or the front to use 12-channel pipettes. Unused tips remain covered, and the risk of contamination is minimized. The ruggedly built PLASTIBRAND®

Tip-Box SL can be autoclaved at 121 °C for 20 minutes. It can be refilled with rack packed non-sterile tips (Tip-Rack) or with sterile tips (Tip-Rack S).

# Pipette Tips

## Compatibility

### PIPETTE TIPS



nano-cap™  
0.1 - 20 µl



Crystal  
0.5 - 20 µl



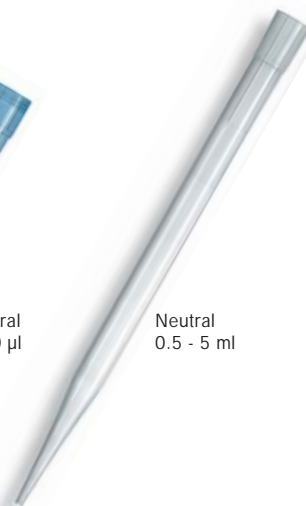
Yellow/neutral  
2 - 200 µl



Neutral  
5 - 300 µl



Blue/neutral  
50 - 1000 µl



Neutral  
0.5 - 5 ml

### FILTER TIPS



0.5 - 10 µl



2 - 20 µl



5 - 100 µl




5 - 200 µl




50 - 1000 µl

### SINGLE CHANNEL PIPETTES

	Pipette Tips						Filter Tips				
	nano-cap™ 0.1-20 µl	kristall 0.5-20 µl	gelb/neutral 2-200 µl	neutral 5-300 µl	blau/neutral 50-1000 µl	neutral 0.5-5 ml	0.5-10 µl	2-20 µl	5-100 µl	5-200 µl	50-1000 µl
Transferpette® electronic 0.5-10 µl	+	+					+				
Transferpette® electronic 2-20 µl	+	+					+				
Transferpette® electronic 20-200 µl			+	+				+	+	+	
Transferpette® electronic 100-1000 µl					+						+
Transferpette® electronic 500-5000 µl						+					

### MULTICHANNEL PIPETTES

	Pipette Tips					Filter Tips			
	nano-cap™ 0.1-20 µl	kristall 0.5-20 µl	gelb/neutral 2-200 µl	neutral 5-300 µl	0.5-10 µl	2-20 µl	5-100 µl	5-200 µl	
Transferpette® -8/-12 electronic, 2-20 µl	+	+			+				
Transferpette® -8/-12 electronic, 10-100 µl			+	+		+	+		
Transferpette® -8/-12 electronic, 30-300 µl			+	+			+	+	

\* Please note:  
Tip volume less than  
nominal volume of  
the pipette.



Transferpette®  
electronic 5000 µl

For selection of non-sterile and sterile rack packed tips see the General Catalog.

# Technical Data

## Ordering Information



### Transferpette® electronic

	0.5 - 10 µl Cat. No.	2 - 20 µl Cat. No.	20 - 200 µl Cat. No.	100 - 1000 µl Cat. No.	500 - 5000 µl Cat. No.	3-device stand Transferpette® electronic	Individual stand Transferpette® electronic, up to 1000 µl 500 - 5000 µl
<b>with power supply unit</b>							
for Europe (continent) 230V/50 Hz	7052 99	7053 00	7053 03	7053 06	7053 07	7053 90	
for UK/Ireland 230V/50 Hz	7053 09	7053 10	7053 13	7053 16	7053 17	7053 91	
for USA/Japan 110V/50-60 Hz	7053 19	7053 20	7053 23	7053 26	7053 27	7053 92	
for Australia 240V/50 Hz	7053 29	7053 30	7053 33	7053 36	7053 37	7053 93	
<b>without power supply unit</b>	7053 39	7053 40	7053 43	7053 46	7053 47		7053 85 7053 86

### Transferpette®-8 electronic

NEW!

NEW!

	0.5 - 10 µl Cat. No.	1 - 20 µl Cat. No.	5 - 100 µl Cat. No.	10 - 200 µl Cat. No.	15 - 300 µl Cat. No.
<b>with power supply unit</b>					
for Europe (continent) 230V/50 Hz	7053 99	7054 00	7054 03	7054 04	7054 06
for UK/Ireland 230V/50 Hz	7054 09	7054 10	7054 13	7054 14	7054 16
for USA/Japan 110V/50-60 Hz	7054 19	7054 20	7054 23	7054 24	7054 26
for Australia 240V/50 Hz	7054 29	7054 30	7054 33	7054 34	7054 36

### Transferpette®-12 electronic

NEW!

NEW!

	0.5 - 10 µl Cat. No.	1 - 20 µl Cat. No.	5 - 100 µl Cat. No.	10 - 200 µl Cat. No.	15 - 300 µl Cat. No.
<b>with power supply unit</b>					
for Europe (continent) 230V/50 Hz	7054 49	7054 50	7054 53	7054 54	7054 56
for UK/Ireland 230V/50 Hz	7054 59	7054 60	7054 63	7054 64	7054 66
for USA/Japan 110V/50-60 Hz	7054 69	7054 70	7054 73	7054 74	7054 76
for Australia 240V/50 Hz	7054 79	7054 80	7054 83	7054 84	7054 86



Final test values related to nominal value, which is printed on the device (=max. volume) according to DIN EN ISO 8655.

### Precision values for the Transferpette® electronic

Volume range µl	Partial volume, µl	A* ≤ ± %	CV** ≤ %	Increment µl	Tip type µl
500 - 5000	5000	0.6	0.2	5.0	5000
	2500	1.0	0.3		
	500	3.0	0.6		
100 - 1000	1000	0.6	0.2	1.0	1000
	500	1.0	0.3		
	100	3.0	0.6		
20 - 200	200	0.8	0.2	0.2	200/300
	100	1.2	0.3		
	20	4.0	0.6		
2 - 20	20	1.0	0.4	0.02	20
	10	1.5	0.5		
	2	5.0	2.5		
0.5 - 10	10	1.0	0.4	0.01	20
	5	1.5	0.8		
	1	5.0	2.0		

A\* = Accuracy, CV\*\* = Variation coefficient

### Precision values for the Transferpette®-8/-12 electronic

Volume range µl	Partial volume, µl	A* ≤ ± %	CV** ≤ %	Increment µl	Tip type µl
0.5 - 10	10	1.2	0.8	0.01	20
	5	2.0	1.5		
	1	8.0	4.0		
1 - 20	20	1.0	0.5	0.02	20
	10	2.0	1.0		
	2	8.0	3.0		
5 - 100	100	0.8	0.25	0.1	200/300
	50	1.6	0.4		
	10	4.0	1.5		
10 - 200	200	0.8	0.25	0.2	200/300
	100	1.4	0.4		
	20	4.0	1.3		
15 - 300	300	0.6	0.25	0.5	300
	150	1.2	0.4		
	30	3.0	1.2		

A\* = Accuracy, CV\*\* = Variation coefficient

### Items supplied

Transferpette® electronic, battery, power supply unit, 2 ejector clips (for Transferpette® electronic 20 - 200 µl und 100 - 1000 µl), silicon oil.  
Transferpette®-8/-12 electronic, battery, power supply unit, device stand, tip-box SL, refill units, reagent reservoir and silicon oil.

## Spare Parts · Servicing · Accessories

### Spare Parts Transferpette® electronic

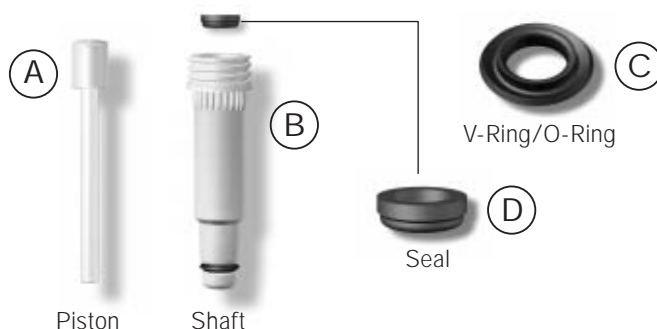
The pipette shaft for the Transferpette® electronic can be unscrewed and can be completely autoclaved at 121°C at 2 bar for 20 minutes induction time ( $t_e$ ) according to DIN.

In order to allow simple servicing and cleaning, the pipette shaft can be disassembled if necessary. All components, which are shown, can be replaced and are available as individual spare parts. For more details check the instructions for use.



### Spare Parts Transferpette®-8/-12 electronic

The design and measurements of the spare parts correspond to the particular nominal volume (Fig. spare parts Transferpette®-8/-12 electronic 10 - 100 µl).



#### Transferpette®-8/-12 electronic

Volume	A	B	C	D
0.5 - 10 µl	7056 69	7056 79	7034 13	7033 40
1 - 20 µl	7056 70	7056 80	7034 13	7033 41
5 - 100 µl	7056 72	7056 82	7056 91	7056 44
10 - 200 µl	7056 73	7056 83	7056 91	7056 45
15 - 300 µl	7056 74	7056 84	7034 91	7033 46

#### Reagent reservoir, PP

Volume	No.	Cat. No.
60 ml	10	7034 59

Transferpette®, BIO-CERT® and PLASTIBRAND® are registered trademark of BRAND GMBH + CO KG.

Finnpipette® is a registered brand of Thermo Labsystems Oy, Finland.

Gilson® is a registered brand of Gilson Inc., USA.

Eppendorf® is a registered brand of Eppendorf AG, Deutschland.

Our technical literature is intended to inform and advise our customers. However, the validity of general empirical values, and of results obtained under test conditions, for specific applications depends on many factors beyond our control. Please appreciate, therefore, that no claims can be derived from our advice. The user is responsible for checking the appropriateness of the product for any particular application.

We reserve the right to make technical modifications without notice.

BRAND GMBH + CO KG · Laboratory Equipment Manufacturers · P.O. Box 11 55 · 97861 Wertheim  
Germany · Phone: +49 9342 808-0 · Fax: +49 9342 808-236 · E-Mail: info@brand.de  
Internet: www.brand.de

